

# Technical News Bulletin

Steinhausen, August 2024



**Blank Side Barrier  
for NIS, AIS, IS**

- Designed to enhance Forming Machines safety
- Clear indication of the Section status
- Reliable and smooth motion with enhanced pneumatics

## Introduction

The Blank side Barrier (BsB), designed to enhance forming machine safety by protecting machine operator from unintended access to the blank side during automatic operation of the forming sections. At swab cycle, the BsB moves automatically down and gives access for the manual swab intervention as well as for the Flex Robot Blankside.

During Maintenance Stop, the BsB is in down position and indicates a safe access to the specific section.

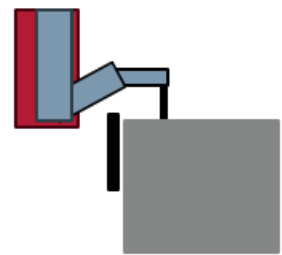
## System Description

The movable Barrier (Guard) operates by two high temperature resistant pneumatic cylinders controlled by a valve, triggered by the section safety relay (MS) and the Swab output from the FlexIS section controller.


Each barrier cylinder, for up and down positions, is monitored by a sensor.

In supervision mode, this prevents the startup of the section if the BsB is not in up position.

During automatic operation, the BsB prevents the operator from unintended access to moving blank side components.



*Blank Side Barrier in **UP** position*



*Blank Side Barrier in **DOWN** position*

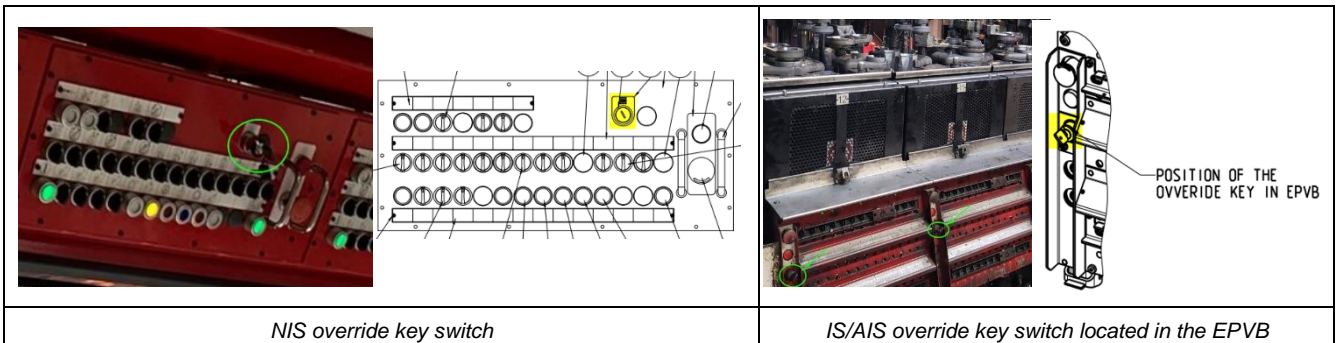
The Blank Side Barrier visualizes the section “status”:

- The **UP** position clearly indicates the section is in automatic operation.
- The **DOWN** position indicates the section is either:
  - o In **Maintenance Stop**, allowing safe access to the section mechanisms
  - OR
  - o In **Swab Cycle**, allowing Flex Robot or Operator to swab the mold in safe conditions.

**NOTE:** In case of electric or pneumatic shut down, the BsB will stay in **DOWN** position.



During a startup after a job change, where final section settings and close observation are required, and as well as for specific needs, the BsB can be temporarily forced in the down position with the section in automatic operation using an override key switch.



The design of the black barrier mesh gives a good visibility through, allowing visibility to the section in operation.

## Specification

|   |          |            |
|---|----------|------------|
| <b>AIS</b>                                | New      | 900-100-1  |
|   | Retrofit | 900-100-2  |
| <b>NIS</b>                                | New      | 900-100-3  |
|   | Retrofit | 900-100-4  |
| <b>IS</b><br>(Small Frames 4 ¼" and 5")   | New      | 900-100-7  |
|   | Retrofit | 900-100-8  |
| <b>IS</b><br>(Large Frames 5 ½" and 6 ¼") | New      | 900-100-9  |
|   | Retrofit | 900-100-10 |

## Availability

Blank Side Barrier is available for all Bucher Emhart Glass Machines.

## Installation Requirements

The Blank Side Barrier is a **standard** Safety Indicator for all new Bucher Emhart Glass Machines.  
For Retrofit installations, an on-site feasibility check is required.

### Features

---

Physical barrier

---

Automatic interaction with FlexRobot

---

New pneumatics

---

### Benefits

---

Prevent unintended access to Section in operation

---

Clear indication of section status

---

Fully autonomous operation

---

Reliable and smooth UP & DOWN motion

---